

**Northern Utilities, Inc.
New Hampshire Division
Winter 2014-2015
Cost of Gas**

Tariff Sheets

Third Revised Page No. 43
Calculation of proposed Cost of Gas Adjustment

Third Revised Page No. 96
Rate Summary

Third Revised Page No. 97
Rate Summary

CALCULATION OF FIRM SALES COST OF GAS RATE

Period Covered: November 1, 2014 - April 30, 2015

(Col 1)	(Col 2)	(Col 3)
Total Anticipated Direct Cost of Gas	\$37,966,081	
Projected Prorated Sales (11/01/14 - 04/30/15)	32,046,338	
Direct Cost of Gas Rate		\$1.1847 per therm
Demand Cost of Gas Rate	\$12,605,326	\$0.3933 per therm
Commodity Cost of Gas Rate	<u>\$25,360,756</u>	<u>\$0.7914</u> per therm
Total Direct Cost of Gas Rate	\$37,966,081	\$1.1847 per therm
Total Anticipated Indirect Cost of Gas	(\$2,492,322)	
Projected Prorated Sales (11/01/14 - 04/30/15)	32,046,338	
Indirect Cost of Gas		(\$0.0778) per therm
TOTAL PERIOD AVERAGE COST OF GAS		\$1.1069 per therm
Period ending under-collection as determined on 12/19/14	(\$1,082,626)	
Projected sales (01/01/15 - 04/30/15)	21,875,707	
Per unit change in Cost of Gas (01/01/15 - 04/30/15)	(\$0.0495)	
Period ending under-collection as determined on 1/26/15	(\$1,323,342)	
Projected sales (02/01/15 - 04/30/15)	14,227,313	
Per unit change in Cost of Gas (02/01/15 - 04/30/15)	(\$0.0930)	

⁻¹ Under-collection w/o rate adjustment as contained in NUI's COG Report dated January 26, 2015

RESIDENTIAL COST OF GAS RATE - 02/01/15	COGwr	\$0.9644 per therm
	Maximum (COG+25%)	\$1.3836

RESIDENTIAL COST OF GAS RATE - 11/01/14	\$1.1069
CHANGE IN PER UNIT COST	(\$0.0495)
RESIDENTIAL COST OF GAS RATE - 01/01/15	\$1.0574
CHANGE IN PER UNIT COST	(\$0.0930)
RESIDENTIAL COST OF GAS RATE - 02/01/15	\$0.9644

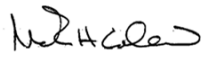
COM/IND LOW WINTER USE COST OF GAS RATE - 02/01/15	COGwl	\$0.8638 per therm
	Maximum (COG+25%)	\$1.2579

COM/IND LOW WINTER USE COST OF GAS RATE - 11/01/14	\$1.0063
CHANGE IN PER UNIT COST	(\$0.0495)
COM/IND LOW WINTER USE COST OF GAS RATE - 01/01/15	\$0.9568
CHANGE IN PER UNIT COST	(\$0.0930)
COM/IND LOW WINTER USE COST OF GAS RATE - 02/01/15	\$0.8638

COM/IND HIGH WINTER USE COST OF GAS RATE - 02/01/15	COGwh	\$0.9792 per therm
	Maximum (COG+25%)	\$1.4021

COM/IND HIGH WINTER USE COST OF GAS RATE - 11/01/14	\$1.1217
CHANGE IN PER UNIT COST	(\$0.0495)
COM/IND HIGH WINTER USE COST OF GAS RATE - 01/01/15	\$1.0722
CHANGE IN PER UNIT COST	(\$0.0930)
COM/IND HIGH WINTER USE COST OF GAS RATE - 02/01/15	\$0.9792

Issued: January 26, 2015
 Effective Date: February 1, 2015
 Authorized by NHPUC Order No. 25,731 in Docket No. DG 14-239, dated October 31, 2014.

Issued By: 

 Treasurer

**NORTHERN UTILITIES - NEW HAMPSHIRE DIVISION
 WINTER SEASON RESIDENTIAL RATES**


Winter Season November 2014 - April 2015		Tariff Rates	Total Delivery Rates (Includes LDAC)	Total Billed Rates Tariff Rates, LDAC Plus Cost of Gas
Residential Heating	<u>Tariff Rate R 5:</u>			
	Monthly Customer Charge	\$20.01	\$20.01	\$20.01
	First 50 therms	\$0.5844	\$0.6493	\$1.6137
	All usage over 50 therms	\$0.4780	\$0.5429	\$1.5073
	LDAC	\$0.0649		
	<u>Gas Cost Adjustment:</u>			
Cost of Gas	\$0.9644			
Residential Heating Low Income	<u>Tariff Rate R 10:</u>			
	Monthly Customer Charge	\$8.00	\$8.00	\$8.00
	First 50 therms	\$0.2338	\$0.2987	\$1.2631
	All usage over 50 therms	\$0.1912	\$0.2561	\$1.2205
	LDAC	\$0.0649		
	<u>Gas Cost Adjustment:</u>			
Cost of Gas	\$0.9644			
Residential Non-Heating	<u>Tariff Rate R 6:</u>			
	Monthly Customer Charge	\$20.01	\$20.01	\$20.01
	First 10 therms	\$0.3947	\$0.4596	\$1.4240
	All usage over 10 therms	\$0.3947	\$0.4596	\$1.4240
	LDAC	\$0.0649		
	<u>Gas Cost Adjustment:</u>			
Cost of Gas	\$0.9644			
Residential Non-Heating Low Income	<u>Tariff Rate R 11:</u>			
	Monthly Customer Charge	\$14.54	\$14.54	\$14.54
	First 10 therms	\$0.2993	\$0.3642	\$1.3286
	All usage over 10 therms	\$0.2993	\$0.3642	\$1.3286
	LDAC	\$0.0649		
	<u>Gas Cost Adjustment:</u>			
Cost of Gas	\$0.9644			

Issued: January 26, 2015

Effective: With Service Rendered On and After February 1, 2015

Authorized by NHPUC Order No. 25,731 in Docket No. DG 14-239, dated October 31, 2014.

Issued by:



Title:

Treasurer

NORTHERN UTILITIES - NEW HAMPSHIRE DIVISION
WINTER SEASON C&I RATES


Winter Season November 2014 - April 2015		Tariff Rates	Total Delivery Rates (Includes LDAC)	Total Billed Rates Tariff Rates, LDAC Plus Cost of Gas
C&I Low Annual/High Winter	<u>Tariff Rate G 40:</u> Monthly Customer Charge First 75 therms All usage over 75 therms LDAC <u>Gas Cost Adjustment:</u> Cost of Gas	\$63.18 \$0.1513 \$0.1513 \$0.0437 \$0.9792	\$63.18 \$0.1950 \$0.1950 	\$63.18 \$1.1742 \$1.1742
C&I Low Annual/Low Winter	<u>Tariff Rate G 50:</u> Monthly Customer Charge First 75 therms All usage over 75 therms LDAC <u>Gas Cost Adjustment:</u> Cost of Gas	\$63.18 \$0.1513 \$0.1513 \$0.0437 \$0.8638	\$63.18 \$0.1950 \$0.1950 	\$63.18 \$1.0588 \$1.0588
C&I Medium Annual/High Winter	<u>Tariff Rate G 41:</u> Monthly Customer Charge All usage LDAC <u>Gas Cost Adjustment:</u> Cost of Gas	\$184.26 \$0.1965 \$0.0437 \$0.9792	\$184.26 \$0.2402 	\$184.26 \$1.2194
C&I Medium Annual/Low Winter	<u>Tariff Rate G 51:</u> Monthly Customer Charge First 1,300 therms All usage over 1,300 therms LDAC <u>Gas Cost Adjustment:</u> Cost of Gas	\$184.26 \$0.1424 \$0.1160 \$0.0437 \$0.8638	\$184.26 \$0.1861 \$0.1597 	\$184.26 \$1.0499 \$1.0235
C&I High Annual/High Winter	<u>Tariff Rate G 42:</u> Monthly Customer Charge All usage LDAC <u>Gas Cost Adjustment:</u> Cost of Gas	\$1,052.94 \$0.1652 \$0.0437 \$0.9792	\$1,052.94 \$0.2089 	\$1,052.94 \$1.1881
C&I High Annual/Low Winter	<u>Tariff Rate G 52:</u> Monthly Customer Charge All usage LDAC <u>Gas Cost Adjustment:</u> Cost of Gas	\$1,052.94 \$0.1443 \$0.0437 \$0.8638	\$1,052.94 \$0.1880 	\$1,052.94 \$1.0518

Issued: January 26, 2015

Effective: With Service Rendered On and After February 1, 2015

Authorized by NHPUC Order No. 25,731 in Docket No. DG 14-239, dated October 31, 2014.

Issued by:



Title: Treasurer

CALCULATION OF FIRM SALES COST OF GAS RATE

Period Covered: November 1, 2014 - April 30, 2015

(Col 1)	(Col 2)	(Col 3)
Total Anticipated Direct Cost of Gas	\$37,966,081	
Projected Prorated Sales (11/01/14- 04/30/15)	32,046,338	
Direct Cost of Gas Rate		\$1.1847 per therm
Demand Cost of Gas Rate	\$12,605,326	\$0.3933 per therm
Commodity Cost of Gas Rate	\$25,360,756	\$0.7914 per therm
Total Direct Cost of Gas Rate	\$37,966,081	\$1.1847 per therm
Total Anticipated Indirect Cost of Gas	(\$2,492,322)	
Projected Prorated Sales (11/01/14- 04/30/15)	32,046,338	
Indirect Cost of Gas		(\$0.0778) per therm
TOTAL PERIOD AVERAGE COST OF GAS		\$1.1069 per therm

Period ending under-collection as determined on 12/19/14	(\$1,082,626)
Projected sales (01/01/15 - 04/30/15)	21,875,707
Per unit change in Cost of Gas (12/01/14 - 04/30/15)	(\$0.0495)

⁻¹ Under-collection w/o rate adjustment as contained in NUI's COG Report dated December 19, 2014

Period ending under-collection as determined on 1/26/15	(\$1,323,342)
Projected sales (02/01/15 - 04/30/15)	14,227,313
Per unit change in Cost of Gas (02/01/15 - 04/30/15)	(\$0.0930)

⁻¹ Under-collection w/o rate adjustment as contained in NUI's COG Report dated January 26, 2015

RESIDENTIAL COST OF GAS RATE - 01/01/15 02/01/15	COGwr	\$1.0574 <u>\$0.9644</u>	per therm
	Maximum (COG+25%)	\$1.3836	
RESIDENTIAL COST OF GAS RATE - 11/01/14		\$1.1069	
CHANGE IN PER UNIT COST		(\$0.0495)	
RESIDENTIAL COST OF GAS RATE - 01/01/15		<u>\$1.0574</u>	
CHANGE IN PER UNIT COST		<u>(\$0.0930)</u>	
RESIDENTIAL COST OF GAS RATE - 02/01/15		<u>\$0.9644</u>	

COM/IND LOW WINTER USE COST OF GAS RATE - 01/01/15 02/01/15	COGwl	\$0.9568 <u>\$0.8638</u>	per therm
	Maximum (COG+25%)	\$1.2579	
COM/IND LOW WINTER USE COST OF GAS RATE - 11/01/14		\$1.0063	
CHANGE IN PER UNIT COST		(\$0.0495)	
COM/IND LOW WINTER USE COST OF GAS RATE - 01/01/15		\$0.9568	
CHANGE IN PER UNIT COST		<u>(\$0.0930)</u>	
COM/IND LOW WINTER USE COST OF GAS RATE - 02/01/15		<u>\$0.8638</u>	

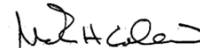
COM/IND HIGH WINTER USE COST OF GAS RATE - 1/01/15 02/01/15	COGwh	\$1.0722 <u>\$0.9792</u>	per therm
	Maximum (COG+25%)	\$1.4021	
COM/IND HIGH WINTER USE COST OF GAS RATE - 11/01/14		\$1.1217	
CHANGE IN PER UNIT COST		(\$0.0495)	
COM/IND HIGH WINTER USE COST OF GAS RATE - 01/01/15		\$1.0722	
CHANGE IN PER UNIT COST		<u>(\$0.0930)</u>	
COM/IND HIGH WINTER USE COST OF GAS RATE - 02/01/15		<u>\$0.9792</u>	

Issued: ~~December 19, 2014~~ January 26, 2015

Effective Date: ~~January~~ February 1, 2015

Authorized by NHPUC Order No.25,731 in Docket No. DG 14-239, dated October 31, 2014.

Issued By:




Treasurer

NORTHERN UTILITIES - NEW HAMPSHIRE DIVISION
 WINTER SEASON RESIDENTIAL RATES

Winter Season November 2014 - April 2015	Tariff Rates	Total Delivery Rates (Includes LDAC)	Total Billed Rates Tariff Rates, LDAC Plus Cost of Gas
Residential Heating Tariff Rate R 5: Monthly Customer Charge First 50 therms All usage over 50 therms LDAC Gas Cost Adjustment: Cost of Gas	\$20.01 \$0.5844 \$0.4780 \$0.0649 \$1.0574 \$0.9644	\$20.01 \$0.6493 \$0.5429	\$20.01 \$1.7067 \$1.6137 \$1.6003 \$1.5073
Residential Heating Low income Tariff Rate R 10: Monthly Customer Charge First 50 therms All usage over 50 therms LDAC Gas Cost Adjustment: Cost of Gas	\$8.00 \$0.2338 \$0.1912 \$0.0649 \$1.0574 \$0.9644	\$8.00 \$0.2987 \$0.2561	\$8.00 \$1.3564 \$1.2631 \$1.3135 \$1.2205
Residential Non-Heating Tariff Rate R 6: Monthly Customer Charge First 10 therms All usage over 10 therms LDAC Gas Cost Adjustment: Cost of Gas	\$20.01 \$0.3947 \$0.3947 \$0.0649 \$1.0574 \$0.9644	\$20.01 \$0.4596 \$0.4596	\$20.01 \$1.5170 \$1.4240 \$1.5170 \$1.4240
Residential Non-Heating Low income Tariff Rate R 11: Monthly Customer Charge First 10 therms All usage over 10 therms LDAC Gas Cost Adjustment: Cost of Gas	\$14.54 \$0.2993 \$0.2993 \$0.0649 \$1.0574 \$0.9644	\$14.54 \$0.3642 \$0.3642	\$14.54 \$1.4216 \$1.3286 \$1.4216 \$1.3286

Issued: ~~December 19, 2014~~ January 26, 2015

Issued by:


 Title: _____ Treasurer

Effective Date: ~~January~~ February 1, 2015

Authorized by NHPUC Order No. 25,731 in Docket No. DG 14-239, dated October 31, 2014.

NORTHERN UTILITIES - NEW HAMPSHIRE DIVISION
WINTER SEASON RESIDENTIAL RATES


Winter Season November 2014 - April 2015	Tariff Rates	Total Delivery Rates (Includes LDAC)	Total Billed Rates Tariff Rates, LDAC Plus Cost of Gas
C&I Low Annual/High Winter Tariff Rate G 40: Monthly Customer Charge First 75 therms All usage over 75 therms LDAC Gas Cost Adjustment: Cost of Gas	\$63.18 \$0.1513 \$0.1513 \$0.0437 \$1.0722 \$0.9792	\$63.18 \$0.1950 \$0.1950	\$63.18 \$1.2672 \$1.1742 \$1.2672 \$1.1742
C&I Low Annual/Low Winter Tariff Rate G 50: Monthly Customer Charge First 75 therms All usage over 75 therms LDAC Gas Cost Adjustment: Cost of Gas	\$63.18 \$0.1513 \$0.1513 \$0.0437 \$0.9568 \$0.8638	\$63.18 \$0.1950 \$0.1950	\$63.18 \$1.1518 \$1.0588 \$1.1518 \$1.0588
C&I Medium Annual/High Winter Tariff Rate G 41: Monthly Customer Charge All usage LDAC Gas Cost Adjustment: Cost of Gas	\$184.26 \$0.1965 \$0.0437 \$1.0722 \$0.9792	\$184.26 \$0.2402	\$184.26 \$1.3124 \$1.2194
C&I Medium Annual/Low Winter Tariff Rate G 51: Monthly Customer Charge First 1,300 therms All usage over 1,300 therms LDAC Gas Cost Adjustment: Cost of Gas	\$184.26 \$0.1424 \$0.1160 \$0.0437 \$0.9568 \$0.8638	\$184.26 \$0.1861 \$0.1597	\$184.26 \$1.1429 \$1.0499 \$1.1465 \$1.0235
C&I High Annual/High Winter Tariff Rate G 42: Monthly Customer Charge All usage LDAC Gas Cost Adjustment: Cost of Gas	\$1,052.94 \$0.1652 \$0.0437 \$1.0722 \$0.9792	\$1,052.94 \$0.2089	\$1,052.94 \$1.2811 \$1.1881
C&I High Annual/Low Winter Tariff Rate G 52: Monthly Customer Charge All usage LDAC Gas Cost Adjustment: Cost of Gas	\$1,052.94 \$0.1443 \$0.0437 \$0.9568 \$0.8638	\$1,052.94 \$0.1880	\$1,052.94 \$1.1448 \$1.0518

Issued: ~~December 19, 2014~~ January 26, 2015

Effective Date: January-February 1, 2015

Authorized by NHPUC Order No. 25,731 in Docket No. DG 14-239, dated October 31, 2014.

Issued by:


Title: _____ Treasurer